

GLOBAL CANNABIS INDEX FACT SHEET

as of 9/30/23



A benchmark to track global companies engaged in the cannabis industry including companies that interact directly with the plant, support cultivation and retail, and/or provide ancillary products and services to the broader cannabis industry.

The Growing Case for Cannabis

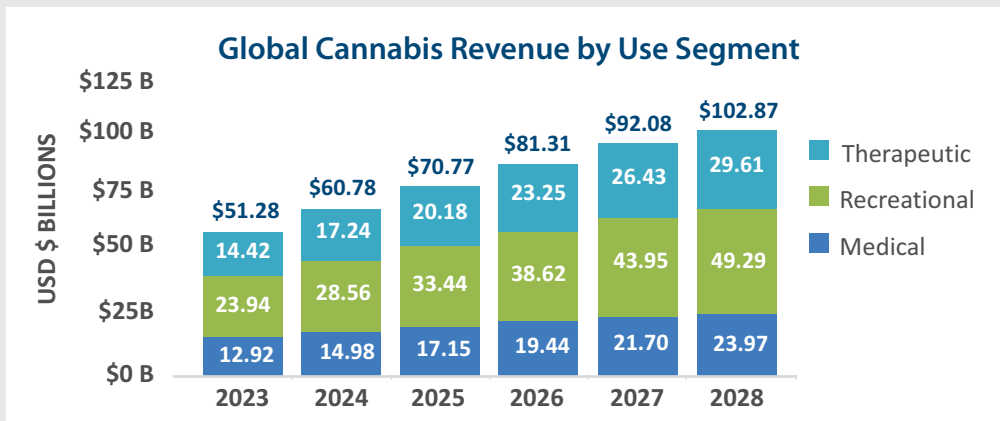
Cannabis is being legalized and accepted around the globe. So far, 21 countries or territories have legalized cannabis fully or partially for medical and/or adult use.¹ In 2018, Canada legalized cannabis for adult-use at the federal level and in the U.S., 47 states and Washington D.C. have already legalized cannabis in one form or another, making federal legalization in the U.S. quite likely in the near future.

- 1. Growing Global Opportunity** - According to Grand View Research, the global legal cannabis industry is expected to reach \$146.4 billion USD by the end of 2025, delivering a CAGR of 34.6% as cannabis use becomes increasingly legalized and accepted.²
- 2. Medical Uses** - There are over 100 naturally occurring compounds found in the cannabis plant. The growing adoption of cannabinoids for medical applications such as cancer, mental disorders, chronic pain, and other therapeutic uses is expected to drive revenue growth.³
- 3. Technological and Scientific Innovation** - The increasing number of companies operating legally in the cannabis industry is expected to fuel technological and scientific innovation including the discovery of novel strains and use cases, new infusion methods, and healthier ways to deliver the product than smoking.

¹ Cannabis Business Times, July 2017, ² Grand View Research, April 2018, ³ Cannabis.net

A Growing Opportunity

Global Cannabis revenue is expected to grow at an annual growth rate (CAGR 2023-2028) of 14.95%, resulting in a market volume of \$102.9 billion by 2028. (Estimate)



Source: Statista, July 2023

Licensing Information: EQM Indexes LLC licenses its indexes to firms involved in the issuance of Exchange Traded Products (ETPs). If you are interested in licensing an index from EQM Indexes LLC or have an idea for a new index product, contact us at info@eqmindexes.com.



Overview

The EQM Global Cannabis Index (CANABIZ) tracks the price movements in shares of publicly traded global companies involved in the cannabis industry. This includes companies that interact directly with the cannabis plant, companies that support cannabis cultivation and retail, and ancillary companies that provide products and services to the broader cannabis industry.

Each Index Component receives either a CORE or NON-CORE weighting and is assigned to one of three cannabis industry sectors as defined by the Index provider: THE CANNABIS PLANT, SUPPORT and ANCILLARY.

Companies with 50% or more cannabis-related business are assigned to the CORE holding weighting pool, while companies with less than 50% of their business related to cannabis, are assigned to the NON-CORE holding weighting pool.

NON-CORE companies receive a one-half weight relative to an equal weighting, with the residual weight equally distributed among the remaining CORE holdings. If any individual sector weight exceeds 75% of the index portfolio, the constituent weights within that sector will be trimmed equally and redistributed among the other constituents.

Ticker	CANABIZ
Inception Date	4/1/2019
Index Calculation/ Publication	Solactive AG
Total # Holdings	47
# US Holdings	31
# Canada Holdings	13
# Non-North American Holdings	3
Rebalance (Apr/July/Oct/Jan)	Quarterly
Weighting Scheme	Modified, equal weighting

Provided by EQM Indexes
Not investment advice or a recommendation to buy or sell securities. Investors may not invest directly in an index.

GLOBAL CANNABIS INDEX FACT SHEET

as of 9/30/23

Top 10 Constituents

For a complete list of holdings, go to eqmindexes.com.

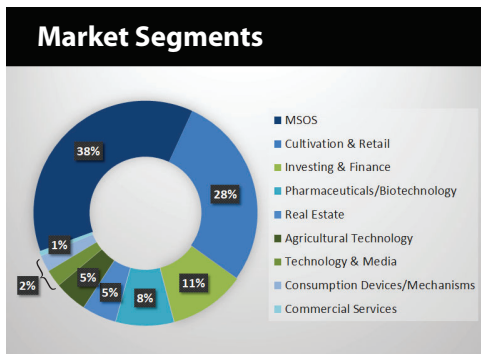
		Index Wt %
1	AYR WELLNESS INC	4.54
2	CANNABIST COMPANY HOLDINGS I	4.08
3	IANTHUS CAPITAL HOLDINGS INC	4.05
4	JUSHI HOLDINGS INC-B SUB VOT	3.65
5	4FRONT VENTURES CORP	3.17
6	PLANET 13 HOLDINGS INC	3.11
7	HIGH TIDE INC	3.05
8	GLASS HOUSE BRANDS INC	2.97
9	CANOPY GROWTH CORP	2.91
10	VERANO HOLDINGS CORP	2.89

Inclusion of a security within the Index is not a recommendation by EQM Indexes to buy, sell, or hold such security, nor is it considered to be investment advice. EQM Indexes is not an investment advisor, and makes no representation regarding the advisability of investing in any such security.

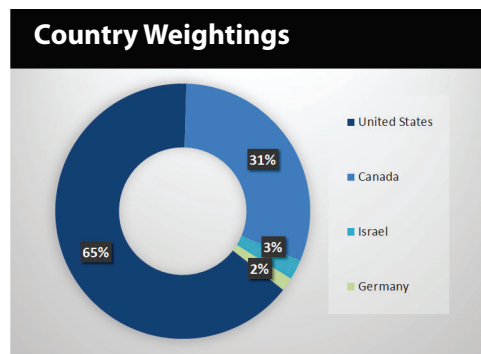
Source: Bloomberg

Portfolio Weightings

For Illustrative Purposes Only



Source: Bloomberg, EQM Indexes



Source: Bloomberg

About EQM Indexes

EQM Indexes LLC is a VettaFi company dedicated to creating and supporting innovative indexes that track growth industries and emerging investment themes. VettaFi is a provider of indexing, data & analytics, industry leading conferences, and digital distribution services to ETF issuers and fund managers with offices in the US and Canada. VettaFi's index solutions power nearly \$19 billion in ETFs and other vehicles.

This material has been prepared and/or issued by VettaFi, LLC, and/or one of its consultants or affiliates. This document is for information purposes only and it should not be regarded as an offer to sell or as a solicitation of an offer to buy the securities or other instruments mentioned in it. The information, including any third-party information, may not be accurate or complete in its entirety, and it should not be relied upon as such. VettaFi, LLC and/or its affiliates are not acting in a fiduciary capacity. The products mentioned herein may not be eligible for sale in some states or countries and may not be suitable for all investors. The potential yield created by these products may be adversely affected by exchange rates, interest rates, or other economic and political factors. An investor's return may be less than the principle invested. In addition, VettaFi, LLC, its shareholders, directors, officers, and/or employees and consultants, may from time to time hold a long or short position in these securities. This document may not be reproduced in any manner without the prior written authorization of VettaFi LLC. Opinions expressed within reflect the opinions of VettaFi, LLC and the author/analyst and are subject to change without notice.

Disclosure

Investors may not make direct investments into any index.



Constituent Requirements

Publicly traded companies engaged in cannabis industry that 1) directly interact with the cannabis plant, and/or 2) support cannabis cultivation and retail, and/or 3) provide ancillary products or services to the cannabis industry.

The Index seeks to provide exposure to companies in the cannabis industry that demonstrate a verifiable beneficial interest in the cannabis industry as verified by one of the following quantifiable measures:

- A) Ownership/partnership or investment interest in a cannabis or cannabis-related company.
- B) Revenue or profit derived from the cultivation and/or sale of cannabis or cannabis-related products or business.
- C) Market share in a specific segment of the cannabis industry.

- Companies with 50% or more their verifiable business interest in the cannabis industry are categorized as CORE cannabis companies, while companies with less than 50% of their verifiable business interest in the cannabis industry are defined as NON-CORE cannabis companies.
- Listing on a regulated, major stock exchange in the form of shares tradable for foreign investors without restrictions.
- Market capitalization of at least \$100 million USD.
- Average traded value of at least \$1,000,000 USD traded over the last three months.
- Adequate constituent liquidity and accessibility for an exchange-listed product as determined
- Non-US companies will be U.S. exchange traded or ADR versions if available, provided their liquidity is comparable to locally traded shares.

Contact Information

**EQM Indexes, LLC
a VettaFi Company**
10620 Treena Street, Suite 230
San Diego, CA 92131

Email: info@eqmindexes.com

Office: 858-935-6041

Website: eqmindexes.com

Provided by EQM Indexes

Not investment advice or a recommendation to buy or sell securities. Investors may not invest directly in an index.