

GLOBAL CANNABIS INDEX FACT SHEET

as of 3/31/23



A benchmark to track global companies engaged in the cannabis industry including companies that interact directly with the plant, support cultivation and retail, and/or provide ancillary products and services to the broader cannabis industry.

The Growing Case for Cannabis

Cannabis is being legalized and accepted around the globe. So far, 21 countries or territories have legalized cannabis fully or partially for medical and/or adult use.¹ In 2018, Canada legalized cannabis for adult-use at the federal level and in the U.S., 47 states and Washington D.C. have already legalized cannabis in one form or another, making federal legalization in the U.S. quite likely in the near future.

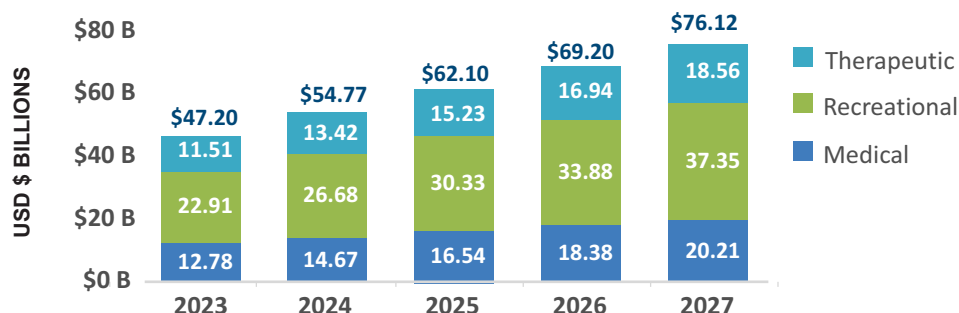
- 1. Growing Global Opportunity** - According to Grand View Research, the global legal cannabis industry is expected to reach \$146.4 billion USD by the end of 2025, delivering a CAGR of 34.6% as cannabis use becomes increasingly legalized and accepted.²
- 2. Medical Uses** - There are over 100 naturally occurring compounds found in the cannabis plant. The growing adoption of cannabinoids for medical applications such as cancer, mental disorders, chronic pain, and other therapeutic uses is expected to drive revenue growth.³
- 3. Technological and Scientific Innovation** - The increasing number of companies operating legally in the cannabis industry is expected to fuel technological and scientific innovation including the discovery of novel strains and use cases, new infusion methods, and healthier ways to deliver the product than smoking.

¹ Cannabis Business Times, July 2017, ² Grand View Research, April 2018, ³ Cannabis.net

A Growing Opportunity

Global Cannabis revenue is expected to grow at an annual growth rate (CAGR 2023-2027) of 12.7%, resulting in a market volume of \$76.12 billion by 2027. (Estimate)

Global Cannabis Revenue by Use Segment



Source: Statista, Nov 2022

Licensing Information: EQM Indexes LLC licenses its indexes to firms involved in the issuance of Exchange Traded Products (ETPs). If you are interested in licensing an index from EQM Indexes LLC or have an idea for a new index product, contact us at info@eqmindexes.com.



Overview

The EQM Global Cannabis Index (CANABIZ) tracks the price movements in shares of publicly traded global companies involved in the cannabis industry. This includes companies that interact directly with the cannabis plant, companies that support cannabis cultivation and retail, and ancillary companies that provide products and services to the broader cannabis industry.

Each Index Component receives either a CORE or NON-CORE weighting and is assigned to one of three cannabis industry sectors as defined by the Index provider: THE CANNABIS PLANT, SUPPORT and ANCILLARY.

Companies with 50% or more cannabis-related business are assigned to the CORE holding weighting pool, while companies with less than 50% of their business related to cannabis, are assigned to the NON-CORE holding weighting pool.

NON-CORE companies receive a one-half weight relative to an equal weighting, with the residual weight equally distributed among the remaining CORE holdings. If any individual sector weight exceeds 75% of the index portfolio, the constituent weights within that sector will be trimmed equally and redistributed among the other constituents.

Ticker	CANABIZ
Inception Date	4/1/2019
Index Calculation/ Publication	Solactive AG
Total # Holdings	41
# US Holdings	28
# Canada Holdings	10
# Non-North American Holdings	3
Rebalance (Apr/July/Oct/Jan)	Quarterly
Weighting Scheme	Modified, equal weighting

Provided by EQM Indexes
Not investment advice or a recommendation to buy or sell securities. Investors may not invest directly in an index.

GLOBAL CANNABIS INDEX FACT SHEET

as of 3/31/23

Top 10 Constituents

For a complete list of holdings, go to eqmindexes.com.

		Index Wt %
1	BRIGHT GREEN CORP	6.35
2	SNDL INC	4.84
3	HYDROFARM HOLDINGS GROUP INC	4.67
4	TERRASCEND CORP	3.51
5	CANNA-GLOBAL ACQUISITION COR	3.30
6	VERANO HOLDINGS CORP	3.13
7	GREEN THUMB INDUSTRIES INC	3.03
8	AMYRIS INC	3.00
9	TILRAY BRANDS INC	2.94
10	HIGH TIDE INC	2.91

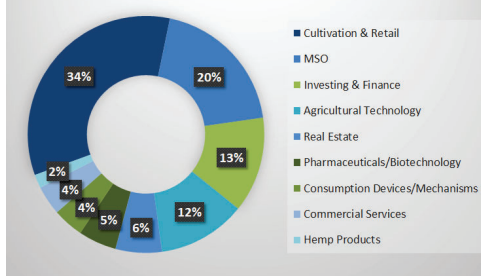
Inclusion of a security within the Index is not a recommendation by EQM Indexes to buy, sell, or hold such security, nor is it considered to be investment advice. EQM Indexes is not an investment advisor, and makes no representation regarding the advisability of investing in any such security.

Source: Bloomberg

Portfolio Weightings

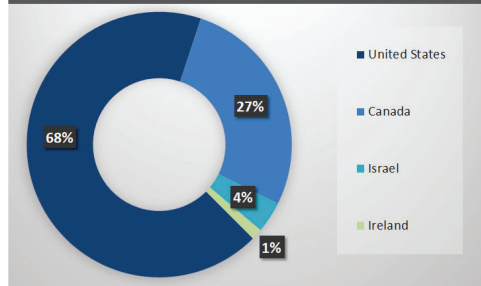
For Illustrative Purposes Only

Market Segments



Source: Bloomberg, EQM Indexes

Country Weightings



Source: Bloomberg

About EQM Indexes

EQM Indexes, LLC ("EQM Indexes") is a woman-owned firm dedicated to creating and supporting indexes that track growth industries and emerging investment themes. Co-founded by Jane Edmondson, a former Institutional Portfolio Manager with more than 30 years of investment industry experience, EQM Indexes' index designs span a wide range of asset classes and financial instruments. EQM Indexes does not provide investment advice, nor offer the sale of securities, but does partner and receive compensation in connection with licensing its indices to third parties to serve as benchmarks for Exchange Traded Products ("ETPs"). All information provided by EQM Indexes is impersonal and not tailored to the needs of any person, entity or group of persons. It is not possible to invest directly in an index. EQM Indexes makes no assurance that investment products based on the index will accurately track index performance or provide positive investment returns. Inclusion of a security within an index is not a recommendation by EQM Indexes to buy, sell, or hold such security, nor is it considered to be investment advice. While EQM Indexes has obtained information from sources believed to be reliable, EQM Indexes does not perform an audit or undertake any duty of due diligence or independent verification of any information it receives.

Disclosure

Investors may not make direct investments into any index.



Constituent Requirements

Publicly traded companies engaged in cannabis industry that 1) directly interact with the cannabis plant, and/or 2) support cannabis cultivation and retail, and/or 3) provide ancillary products or services to the cannabis industry.

The Index seeks to provide exposure to companies in the cannabis industry that demonstrate a verifiable beneficial interest in the cannabis industry as verified by one of the following quantifiable measures:

- A) Ownership/partnership or investment interest in a cannabis or cannabis-related company.
- B) Revenue or profit derived from the cultivation and/or sale of cannabis or cannabis-related products or business.
- C) Market share in a specific segment of the cannabis industry.

- Companies with 50% or more their verifiable business interest in the cannabis industry are categorized as CORE cannabis companies, while companies with less than 50% of their verifiable business interest in the cannabis industry are defined as NON-CORE cannabis companies.
- Listing on a regulated, major stock exchange in the form of shares tradable for foreign investors without restrictions.
- Market capitalization of at least \$100 million USD.
- Average traded value of at least \$1,000,000 USD traded over the last three months.
- Adequate constituent liquidity and accessibility for an exchange-listed product as determined
- Non-US companies will be U.S. exchange traded or ADR versions if available, provided their liquidity is comparable to locally traded shares.

Contact Information

EQM Indexes, LLC
10620 Treena Street
Suite 230
San Diego, CA 92131

Email: info@eqmindexes.com

Office: 858-935-6041

Website: eqmindexes.com

Provided by EQM Indexes

Not investment advice or a recommendation to buy or sell securities. Investors may not invest directly in an index.